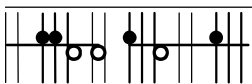
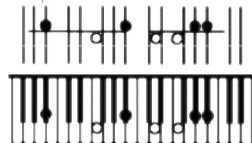


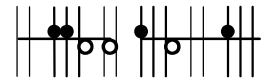
Piano



Les 16-20

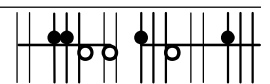
Klavarskribo

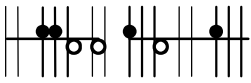




1

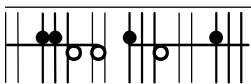
A vertical piano exercise diagram. It consists of 12 horizontal staves, each with five lines. A vertical dashed line runs down the center, separating the left and right hands. The exercise is symmetrical. Fingerings are indicated by numbers 1, 2, 3, and 4. The notes are represented by white circles on the staves. The exercise starts with a 3-finger fingering on the top staff and ends with a 3-finger fingering on the bottom staff. The notes are arranged in a sequence that moves up and down the staves in a specific pattern.

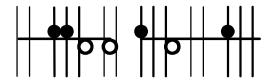




2 Etude

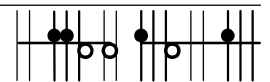
The score for "2 Etude" is presented in six systems, each consisting of two staves. The notation includes various musical symbols such as notes, rests, and slurs, with fingerings indicated by numbers 1-5. Dynamics include *mf*, *p*, and *rall.*. Performance markings include *andante*, *a tempo*, and *rall.*. The piece begins with a first ending bracketed in the first system, followed by a second ending in the second system. The third system features a *p* dynamic and a *rall.* marking. The fourth system continues with *rall.* and includes a double bar line. The fifth system concludes with a *rall.* marking and a final ending bracketed in the sixth system.

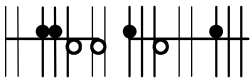




3 Gavotte, E. Breslaur

con grazia

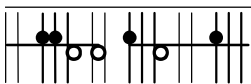


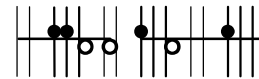


4 Golden Slumbers

1 *p* 9

The score consists of two systems of piano music. The first system is marked with a piano (*p*) dynamic. It features a treble clef and a key signature of one flat (B-flat). The music is written in a 3/4 time signature. The first system contains measures 1 through 8, and the second system contains measures 9 through 16. The notation includes various fingerings (1-5) and articulation marks such as slurs and accents. The piece concludes with a double bar line at the end of measure 16.

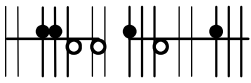




1 Toonladder van C-majeur

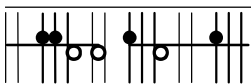
The diagram shows a piano keyboard with the C major scale written across it. The scale is: C4, C4, D4, E4, F4, G4, A4, B4, C5. Fingerings are indicated by numbers 1-5. Circles around notes indicate fingerings. Exclamation points (!) are placed above notes. A checkmark (✓) is placed below a note. A dashed vertical line is drawn through the keyboard, starting from the circled C4 on the right hand and extending down to the left hand.

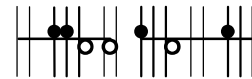




2 Etude

The exercise is presented on a grand staff with five systems of staves. The first system is numbered 1 and the last is numbered 13. The notation includes various fingerings (1-5) and articulation marks. A circled '1' is present in the first system. The exercise consists of a series of slanted lines connecting notes across staves, indicating a specific fingering pattern.

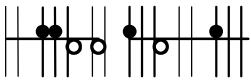




3 Marcia, Th. Oesten

The score is divided into three systems of five staves each. The first system covers measures 1-6, the second system covers measures 7-12, and the third system covers measures 13-18. Measure numbers 1, 7, and 13 are indicated at the start of their respective systems. The first staff in each system contains a treble clef and a key signature of one flat. The music is written in a rhythmic style characteristic of a march, with frequent eighth and sixteenth notes. Dynamic markings include *f* (forte) at the beginning of measures 1, 7, and 13; *mf* (mezzo-forte) at the start of measures 6, 12, and 18; and *p* (piano) at the start of measure 11. Fingering numbers (1-5) are placed above notes to indicate fingerings. Articulation marks, including slurs and accents, are used throughout the piece to shape the melodic lines. The score concludes with a double bar line at the end of measure 18.



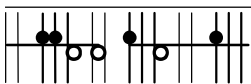


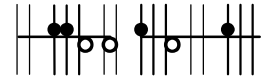
4 The Loreley, Avond gezang F. Silcher

Musical score for the first system, measures 1-5. It features five staves with notes and fingerings. A circled '5' is above the first note of the first staff. A 'p' dynamic marking is at the end. Fingerings include 1, 2, 3, 4, 5, and 1, 2, 3, 4, 5.

Musical score for the second system, measures 6-11. It features five staves with notes and fingerings. Fingerings include 1, 2, 3, 4, 5, and 1, 2, 3, 4, 5.

Musical score for the third system, measures 12-16. It features five staves with notes and fingerings. Fingerings include 1, 2, 3, 4, 5, and 1, 2, 3, 4, 5.





1 Toonladder van C-majeur

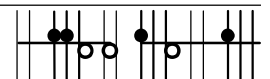
The diagram illustrates the C major scale on a piano keyboard. The left hand starts on C4 (circled) and the right hand starts on C5. The scale is shown in two directions: ascending and descending. Fingerings are indicated by numbers 1-5. The scale is shown in two directions: ascending and descending.

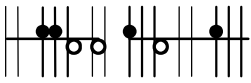
Ascending Scale:

- Right hand: C5 (1), D5 (2), E5 (3), F5 (4), G5 (5)
- Left hand: C4 (1), D4 (2), E4 (3), F4 (4), G4 (5)

Descending Scale:

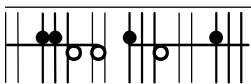
- Right hand: G5 (1), F5 (2), E5 (3), D5 (4), C5 (5)
- Left hand: G4 (1), F4 (2), E4 (3), D4 (4), C4 (5)

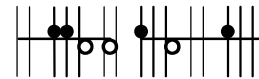




2 Etude

The score for '2 Etude' is presented in two systems. Each system consists of five staves. The first system is numbered 1-5 from top to bottom, and the second system is numbered 9-13. The notation includes notes, stems, and various fingerings (1-5). The first system features a circled note on the top staff. The second system begins with a measure number '9' on the top staff. The score includes various musical notations such as slurs, ties, and dynamic markings.





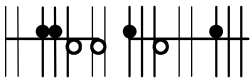
3 Under the Greenwood Tree

Musical score for the first system of 'Under the Greenwood Tree'. It consists of two staves. The left staff has a circled 'C' at the beginning. The right staff has a circled 'C' at the beginning. The music is written in a simple style with notes and stems. Fingerings are indicated by numbers 1-5. A dashed vertical line is present in the middle of the system. A large curved line spans across both staves.

Musical score for the second system of 'Under the Greenwood Tree'. It consists of two staves. The music continues from the first system. A dashed vertical line is present in the middle of the system. The word 'FINE' is written in the middle of the system. A large curved line spans across both staves.

Musical score for the third system of 'Under the Greenwood Tree'. It consists of two staves. The music continues from the second system. A dashed vertical line is present in the middle of the system. The text 'D.C. al Fine' is written at the bottom of the system. A large curved line spans across both staves.





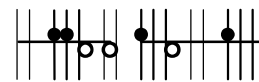
4 Minuet, J. Krieger

1 *mf*

9 *p*

17 *mf*



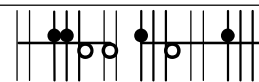


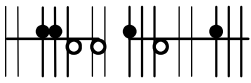
5 Melodie in F, A. Rubinstein

1 - *p*

6 Walzer, Op.39 nr.15, J. Brahms

1 - *p dolce*





1 Vingeroefening

Musical staff for exercise 1. It features two systems of notes on a grand staff. The first system has notes on the top two staves with fingerings: 3, 1, 1, 3. The second system has notes on the bottom two staves with fingerings: 4, 2, 2, 4. A circled '1' is placed above the first note of the first system. A vertical dashed line is drawn through the middle of the first system.

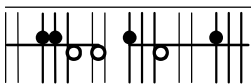
2 Viertakt

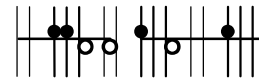
Musical staff for exercise 2. It shows notes on a grand staff. A vertical dashed line is drawn through the middle of the staff.

[t]c

4 Toonladder van G-majeur

Large musical staff for exercise 4, showing the G major scale. It is divided into two systems. The first system shows the scale from G4 to G5 with fingerings: 1, 2, 3, 4, 5, 4, 3, 2, 1. The second system shows the scale from G5 to G6 with fingerings: 1, 2, 3, 4, 5, 4, 3, 2, 1. A circled '1' is placed above the first note of the first system. A vertical dashed line is drawn through the middle of the first system.

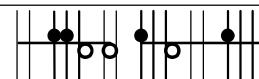


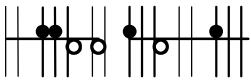


5 Etude

allegro

The score is divided into two systems, each with five staves. The first system starts at measure 1. The first staff has a circled '1' and a '1' above the first note. The second staff has a '2' above the first note. The third staff has a '1' above the first note. The fourth staff has a '5' above the first note. The fifth staff has a '5' above the first note. The second system starts at measure 7. The first staff has a '2' above the first note. The second staff has a '1' above the first note. The third staff has a '1' above the first note. The fourth staff has a '5' above the first note. The fifth staff has a '5' above the first note. The score includes various musical notations such as slurs, ties, and dynamic markings like 'p' and 'f'.



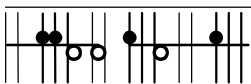


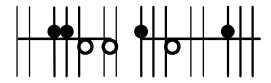
6 Etude, Op.117, no.10, Gurlitt

con moto

1 1
2 3
3 5
4 3
1 5 2 5
4 2
1 3
3 5
3 3
2 1
mf
3 1
2 4
1 3
5 2
3 1
2 4
1 3

7
3 5
2 4
1 3 p
f





7 *Auprès de ma blonde*

1 1
2 -
3 -
2 1
2 -
3 -
1 1

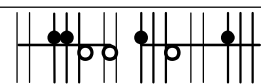
Dans
les
jar-
dins
d' mon
pè-
re,
les
lau-
riers
sont
fleur-
ris.

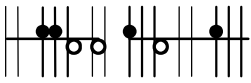
7

laur-
riers
sont
fleur-
ris.
Tous
les
voi-
sieux
du
mon-
de
Vient'nt
y
fai-
re
leurs
nids.

14

blon-
de,
Qu'il
fait
bon,
fait
bon,
fait
bon.
Au-
près
de
ma
bon-
de,
Qu'il
fait
bon
dor-
mir.

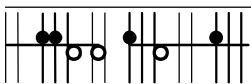


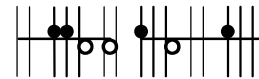


1a Opschuifoefening

1b Opschuifoefening

2 Etude



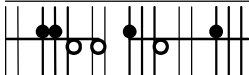


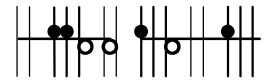
3 Tambourin, J.P. Rameau

A piano score for the piece '3 Tambourin' by J.P. Rameau. The score is written for two hands on a grand staff. The left hand part consists of 10 staves, and the right hand part consists of 10 staves. The music is in 3/4 time and features a rhythmic pattern of eighth and quarter notes. The score includes dynamic markings such as *f* (forte) and *mf* (mezzo-forte). Fingerings are indicated by numbers 1-5 above the notes. The piece concludes with a double bar line and repeat dots at the end of each staff.

4 All throught the Night

The image displays two systems of piano sheet music for the piece 'All throught the Night'. Each system consists of two staves, likely representing the right and left hands. The first system is numbered '1' at the top left, and the second system is numbered '7' at the top left. The notation includes various musical symbols such as notes, rests, and fingerings (indicated by numbers 1-5). A large, curved line is drawn across the notes in each system, possibly indicating a phrasing or breath mark. The music is written on a grand staff with five lines per hand.





5 lied uit La Belle Hélène, J. Offenbach

1

5

10

15

